

















Survey June 2009





1. Do you have asthma or allergies? (Check one)			
		Response Percent	Response Count
Yes		48.3%	474
I don't, but my child does		21.9%	215
Yes, Both my child and I do		26.5%	260
No one in my immediate family has asthma or allergies.		3.4%	33
		<i>answered question</i>	982
		<i>skipped question</i>	0

2. Do you (or your child) have: (Check one)			
		Response Percent	Response Count
Allergies		28.8%	273
Asthma		4.4%	42
Both		66.7%	632
		<i>answered question</i>	947
		<i>skipped question</i>	35



3. When do you (or your child) experience allergy or asthma symptoms? (Check all that apply)			
		Response Percent	Response Count
Spring		24.5%	231
Summer		11.6%	109
Fall		19.4%	183
Winter		8.9%	84
Year-round		75.0%	706
		<i>answered question</i>	941
		<i>skipped question</i>	41

4. How often do allergies or asthma affect the quality of your (or your child's) life?(Check one)			
		Response Percent	Response Count
Often		45.5%	425
Sometimes		45.1%	421
Rarely		8.0%	75
Never		1.4%	13
		<i>answered question</i>	934
		<i>skipped question</i>	48




5. How committed are you to finding a long term solution for your (or your child's) allergies or asthma? (Check one)

		Response Percent	Response Count
Very		78.0%	725
Somewhat		16.0%	149
Only if convenient		4.5%	42
Not important to me		1.5%	14
		<i>answered question</i>	930
		<i>skipped question</i>	52

6. Do you believe there is a long term solution for allergies that does not require a lifetime of medication use? (Check one)

		Response Percent	Response Count
Yes		49.7%	460
No		50.3%	466
		<i>answered question</i>	926
		<i>skipped question</i>	56






7. Have you (or your child) received professional treatment for allergies or asthma, or have you only "self-treated" in the past? (Check one)

		Response Percent	Response Count
Professional treatment		47.4%	438
Self-treated		3.6%	33
Both – received professional treatment and self-treated		49.0%	453
		<i>answered question</i>	924
		<i>skipped question</i>	58



8. Why have you only self-treated your (or your child's) allergies or asthma? (Check all that apply)			
		Response Percent	Response Count
No insurance	<input type="checkbox"/>	5.9%	2
The symptoms are not that bad	<input type="checkbox"/>	50.0%	17
I don't like doctors	<input type="checkbox"/>	8.8%	3
Over the counter treatments seems to work fine	<input type="checkbox"/>	55.9%	19
Other	<input type="checkbox"/>	14.7%	5
Don't know	<input type="checkbox"/>	8.8%	3
<i>answered question</i>			34
<i>skipped question</i>			948

9. What other reasons, if any, prompted you to only seek self treatment for you or your child?		
		Response Count
		14
<i>answered question</i>		14
<i>skipped question</i>		968



10. What type of healthcare provider did you first see for treatment of your (or your child's) allergies or asthma? (Check one)


		Response Percent	Response Count
Family Practice, Primary Care or General Practice doctor		42.3%	376
Allergist		37.9%	337
Ear Nose and Throat specialist (ENT)		3.3%	29
Pediatrician		16.3%	145
School nurse		0.2%	2
		<i>answered question</i>	889
		<i>skipped question</i>	93

11. Have you ever been referred to an Allergy specialist (an Allergist or ENT)?



		Response Percent	Response Count
Yes		78.9%	416
No		21.1%	111
		<i>answered question</i>	527
		<i>skipped question</i>	455

12. Did you visit the specialist?

		Response Percent	Response Count
Yes		97.8%	408
No		2.2%	9
		<i>answered question</i>	417
		<i>skipped question</i>	565

13. What was the primary reason you did NOT visit the specialist after you were referred? (Check one)			
		Response Percent	Response Count
Inconvenience		11.1%	1
Insurance didn't cover it		0.0%	0
Just never got around to it		11.1%	1
Other		77.8%	7
		<i>answered question</i>	9
		<i>skipped question</i>	973



14. You answered "other" as the primary reason you did NOT visit the specialist after you were referred. Please explain.		
		Response Count
		8
		<i>answered question</i>
		8
		<i>skipped question</i>
		974

15. Have you (or your child) been formally tested for allergies? (Check one)			
		Response Percent	Response Count
Yes		87.7%	779
No		12.3%	109
		<i>answered question</i>	888
		<i>skipped question</i>	94



16. If weekly visits to an allergist for 1 year, followed by monthly visits for 2-3 years, provided long-term allergy relief and reduction of asthma symptoms, would you consider treatment for yourself (or your child)? (Check one)



		Response Percent	Response Count
Yes		77.6%	688
No		22.4%	199
		<i>answered question</i>	887
		<i>skipped question</i>	95






17. Have you ever heard of immunotherapy (also called “IT” or “allergy shots”)? (Check one)

		Response Percent	Response Count
Yes		91.0%	806
No		9.0%	80
		<i>answered question</i>	886
		<i>skipped question</i>	96



18. Are you aware of how immunotherapy works? (Check one)








		Response Percent	Response Count
Yes		80.9%	653
No		19.1%	154
		<i>answered question</i>	807
		<i>skipped question</i>	175

19. Was immunotherapy recommended to you as a treatment option? (check one)			Response Percent	Response Count
Yes			54.7%	358
No			45.3%	296
	<i>answered question</i>			654
	<i>skipped question</i>			328



20. If you could give your doctor(s) a grade on their explanation of immunotherapy and its benefits, what grade would it be? (Check one)			Response Percent	Response Count
A			48.5%	175
B			32.4%	117
C			14.1%	51
D			2.8%	10
F			2.2%	8
	<i>answered question</i>			361
	<i>skipped question</i>			621





21. Why would you give this grade?			Response Count
			15
	<i>answered question</i>		15
	<i>skipped question</i>		967

22. Have you (or your child) ever received, or are you currently receiving, immunotherapy treatment?			
		Response Percent	Response Count
Yes		81.1%	291
No		18.9%	68
		<i>answered question</i>	359
		<i>skipped question</i>	623

23. What stopped you (or your child) from receiving or completing immunotherapy treatment? (Check all that apply)			
		Response Percent	Response Count
Fear of needles		21.4%	15
Time commitment		40.0%	28
Inconvenience		25.7%	18
Cost of treatment		27.1%	19
Unsure of effectiveness		45.7%	32
Lack of understanding		2.9%	2
Other		31.4%	22
		<i>answered question</i>	70
		<i>skipped question</i>	912





24. What else, if anything, stopped you (or your child) from receiving or completing immunotherapy treatment?			
		Response Count	
		46	
		<i>answered question</i>	
		46	
		<i>skipped question</i>	
		936	



25. Has your (or your child's) immunotherapy treatment been successful? (Check one)			
		Response Percent	Response Count
Yes		50.8%	182
No		49.2%	176
		<i>answered question</i>	358
		<i>skipped question</i>	624


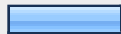




26. What was the recommended alternative treatment for your allergies or asthma? (Check all that apply, unless "nothing" is selected)			
		Response Percent	Response Count
Over the counter medication		40.9%	361
Prescription medication		86.5%	763
Avoidance		55.7%	491
Nothing		2.5%	22
		<i>answered question</i>	882
		<i>skipped question</i>	100








27. In your opinion, how are over the counter and prescription medications different than immunotherapy?		
		Response Count
		722
		<i>answered question</i>
		722
		<i>skipped question</i>
		260

28. What is your biggest challenge facing your current treatment for allergies and asthma?			Response Count
			777
<i>answered question</i>			777
<i>skipped question</i>			205

29. Which of the following would you like to have more information about? (Check all that apply)			
		Response Percent	Response Count
Allergies		49.7%	387
Asthma		44.3%	345
The link between allergies and asthma		56.7%	442
Allergy diagnosis and immunotherapy treatment options		59.7%	465
<i>answered question</i>			779
<i>skipped question</i>			203

30. Gender:			
		Response Percent	Response Count
Male		17.9%	168
Female		83.2%	780
<i>answered question</i>			937
<i>skipped question</i>			45

31. Age:			
		Response Percent	Response Count
18-24		3.4%	32
25-34		16.9%	157
35-44		35.0%	326
45-54		24.0%	223
55-64		16.3%	152
65 or over		5.0%	47
		<i>answered question</i>	931
		<i>skipped question</i>	51

32. Ethnicity			
		Response Percent	Response Count
White/Caucasian		83.7%	780
Black/African American		5.3%	49
Spanish/Hispanic/Latino		3.3%	31
Asian or Pacific Islander		4.0%	37
Native American or Alaskan Native		1.0%	9
Other		1.5%	14
Prefer not to answer		3.3%	31
		<i>answered question</i>	932
		<i>skipped question</i>	50